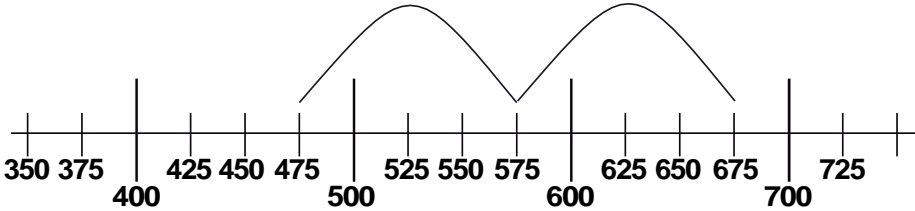
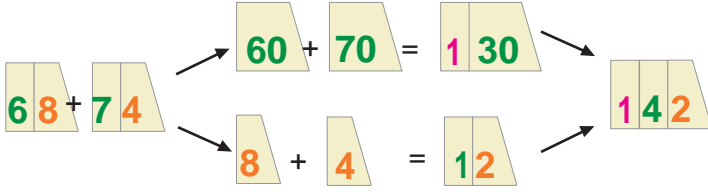
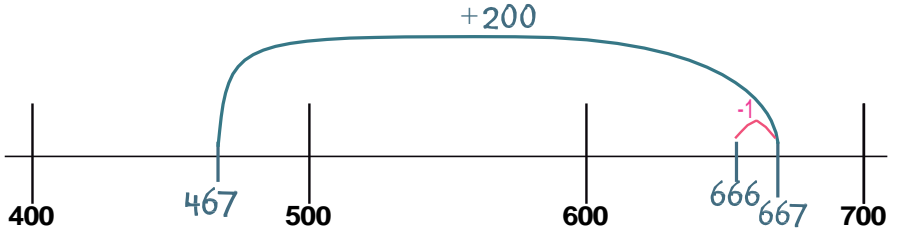
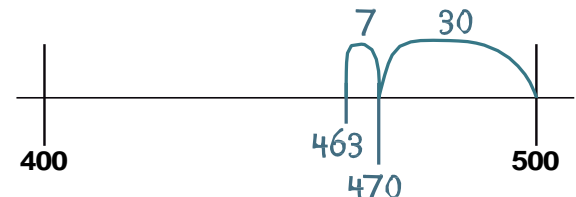


Overview of Strategies and Methods – Addition

	Year 3	Year 4
Mental Addition	<p>Using place value</p> <p>Count in 100s e.g. Know $475 + 200$ as 475, 575, 675</p>  <p>Add multiples of 10, 100 and £1 e.g. $746 + 200$ e.g. $746 + 40$ e.g. $£6.34 + £5$ as $£6 + £5$ and 34p</p> <p>Partitioning e.g. $£8.50 + £3.70$ as $£8 + £3$ and 50p + 70p and combine the totals: $£11 + £1.20$ e.g. $347 + 36$ as 300 and 40 + 30 and 7 + 6 and combine the totals: $370 + 13 = 383$ e.g. $68 + 74$ as 60 + 70 and 8 + 4 and combine the totals: $130 + 12 = 142$</p> 	<p>Using place value</p> <p>Count in 1000s e.g. Know $3475 + 2000$ as 3475, 4475, 5475</p> <p>Partitioning e.g. $746 + 40$ e.g. $746 + 203$ as $700 + 200$ and 40 and 6 + 3 e.g. $134 + 707$ as $100 + 700$ and 30 and 4 + 7</p> <p>Counting on</p> <p>Add 2-digit numbers to 2-, 3- and 4-digit numbers by adding the multiple of 10 then the 1s e.g. $167 + 55$ as $167 + 50$ (217) + 5 = 222</p> <p>Add near multiples of 10, 100 and 1000 e.g. $467 + 199$ e.g. $3462 + 2999$</p>  <p>Count on to add 3-digit numbers and money e.g. $463 + 124$ as $463 + 100$ (563) + 20 (583) + 4 = 587 e.g. $£4.67 + £5.30$ as $£9.67 + 30p$</p>

Overview of Strategies and Methods – Addition

	Year 3	Year 4
Mental Addition	<p>Counting on</p> <p>Add two 2-digit numbers by adding the multiple of 10, then the 1s e.g. $67 + 55$ as $67 + 50$ (117) $+ 5 = 122$</p> <p>Add near multiples of 10 and 100 e.g. $67 + 39$ e.g. $364 + 199$</p> <p>Add pairs of ‘friendly’ 3-digit numbers e.g. $548 + 120$</p> <p>Count on from 3-digit numbers e.g. $247 + 34$ as $247 + 30$ (277) $+ 4 = 281$</p> <p>Using number facts</p> <p>Know pairs which total each number to 20 e.g. $7 + 8 = 15$ e.g. $12 + 6 = 18$</p> <p>Number bonds to 100 e.g. $35 + 65$ e.g. $46 + 54$ e.g. $73 + 27$</p> <hr style="border-top: 1px dashed black;"/> <p>Add to the next 10 and the next 100 e.g. $176 + 4 = 180$ e.g. $435 + 65 = 500$</p>	<p>Using number facts</p> <p>Number bonds to 100 and to the next multiple of 100 e.g. $288 + 12 = 300$ e.g. $1353 + 47 = 1400$ e.g. $463 + 37 = 500$</p>  <p>Number bonds to £1 and to the next whole pound e.g. $63p + 37p = \text{£}1$ e.g. $\text{£}3.45 + 55p = \text{£}4$</p> <p>Add to the next whole number e.g. $4.6 + 0.4$ e.g. $7.2 + 0.8$</p>

Overview of Strategies and Methods – Addition

	Year 3	Year 4
Written Addition	<p>Build on partitioning to develop expanded column addition with two 3-digit numbers e.g. $466 + 358$</p> $\begin{array}{r} 400 \quad 60 \quad 6 \\ + 300 \quad 50 \quad 8 \\ \hline 700 \quad 110 \quad 14 = 824 \end{array}$	<p>Build on expanded column addition to develop compact column addition with larger numbers e.g. $1466 + 4868$</p> $\begin{array}{r} 1000 \quad 400 \quad 60 \quad 6 \\ 4000 \quad 800 \quad 60 \quad 8 \\ + 1000 \quad 100 \quad 10 \\ \hline 6000 \quad 300 \quad 30 \quad 4 \end{array}$
	<p>Use expanded column addition where digits in a column add to more than the column value e.g. $466 + 358$</p> $\begin{array}{r} 400 \quad 60 \quad 6 \\ 300 \quad 50 \quad 8 \\ + 100 \quad 10 \\ \hline 800 \quad 20 \quad 4 \end{array}$	<p>Compact column addition with larger numbers e.g. $5347 + 2286 + 1495$</p> $\begin{array}{r} 5347 \\ 2286 \\ + 1495 \\ \hline 9128 \end{array}$
	<p>Compact column addition with two or more 3-digit numbers or towers of 2-digit numbers e.g. $347 + 286 + 495$</p> $\begin{array}{r} 347 \\ 286 \\ + 495 \\ 21 \\ \hline 1128 \end{array}$	<p>Use expanded and compact column addition to add amounts of money Add like fractions - - - e.g. $\frac{3}{8} + \frac{1}{8} + \frac{1}{8}$</p>
	<p>Compact column addition with 3- and 4-digit numbers Recognise like fractions that add to 1 e.g. $\frac{1}{4} + \frac{3}{4}$ - - e.g. $\frac{3}{5} + \frac{2}{5}$ - -</p>	

Overview of Strategies and Methods – Addition

Mental Addition

Year 5

Using place value

Count in 0.1s, 0.01s

e.g. Know what 0.1 more than 0.51 is

10s	1s	0.1s	0.01s
	0	5	1

Partitioning

e.g. 2.4 + 5.8 as 2 + 5 and 0.4 + 0.8 and combine the totals: 7 + 1.2 = 8.2

0.1	0.2	0.3	0.4	0.5	0.6	0.7	0.8	0.9	1
1.1	1.2	1.3	1.4	1.5	1.6	1.7	1.8	1.9	2
2.1	2.2	2.3	2.4	2.5	2.6	2.7	2.8	2.9	3
3.1	3.2	3.3	3.4	3.5	3.6	3.7	3.8	3.9	4
4.1	4.2	4.3	4.4	4.5	4.6	4.7	4.8	4.9	5
5.1	5.2	5.3	5.4	5.5	5.6	5.7	5.8	5.9	6
6.1	6.2	6.3	6.4	6.5	6.6	6.7	6.8	6.9	7
7.1	7.2	7.3	7.4	7.5	7.6	7.7	7.8	7.9	8
8.1	8.2	8.3	8.4	8.5	8.6	8.7	8.8	8.9	9
9.1	9.2	9.3	9.4	9.5	9.6	9.7	9.8	9.9	10

Year 6

Using place value

Count in 0.1s, 0.01s, 0.001s

e.g. Know what 0.001 more than 6.725 is

Partitioning

e.g. 9.54 + 3.23 as 9 + 3, 0.5 + 0.2 and 0.04 + 0.03, to give 12.77

Counting on

Add two decimal numbers by adding the 1s, then the 0.1s/0.01s/0.001s

e.g. 6.314 + 3.006 as 6.314 + 3 (9.314) + 0.006 = 9.32

Add near multiples of 1

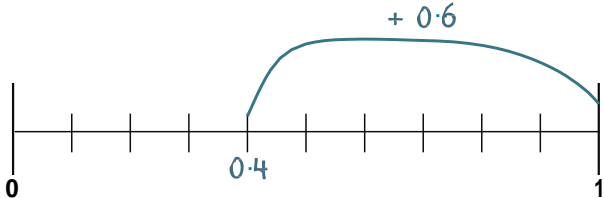
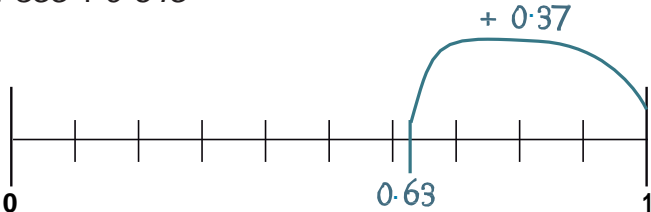
e.g. 6.345 + 0.999

e.g. 5.673 + 0.9

Count on from large numbers e.g.

16 375 + 12 003 as 28 375 + 3

Overview of Strategies and Methods – Addition

	Year 5	Year 6
Mental Addition	<p>Counting on</p> <p>Add two decimal numbers by adding the 1s, then the 0.1s/0.01s e.g. $5.72 + 3.05$ as $5.72 + 3$ (8.72) $+ 0.05 = 8.77$</p> <p>Add near multiples of 1 e.g. $6.34 + 0.99$ e.g. $5.63 + 0.9$</p> <p>Count on from large numbers e.g. $6834 + 3005$ as $9834 + 5$</p> <p>Using number facts</p> <p>Number bonds to 1 and to the next whole number e.g. $5.7 + 0.3$ e.g. $0.4 + 0.6$</p>  <p>Add to the next 10 from a decimal number e.g. $7.8 + 2.2 = 10$</p>	<p>Using number facts</p> <p>Number bonds to 1 and to the next multiple of 1 e.g. $0.63 + 0.37$ e.g. $2.355 + 0.645$</p>  <p>Add to the next 10 e.g. $4.62 + 5.38$</p>

Overview of Strategies and Methods – Addition

	Year 5	Year 6
Written Addition	<p>Expanded column addition for money leading to compact column addition for adding several amounts of money e.g. £14.64 + £28.78 + £12.26</p> $ \begin{array}{r} \text{£}14 \quad 60\text{p} \quad 4\text{p} \\ \text{£}28 \quad 70\text{p} \quad 8\text{p} \\ + \quad \text{£}12 \quad 20\text{p} \quad 6\text{p} \\ \quad \text{£}1 \quad 10\text{p} \\ \hline \text{£}55 \quad 60\text{p} \quad 8\text{p} \end{array} $	<p>Compact column addition for adding several large numbers and decimal numbers with up to 2 decimal places Compact column addition with money e.g. £14.64 + £28.78 + £12.26</p> $ \begin{array}{r} \text{£}14.64 \\ + \text{£}28.78 \\ \text{£}12.26 \\ \hline \text{£}55.68 \end{array} $
	<p>Compact column addition to add pairs of 5-digit numbers Continue to use column addition to add towers of several larger numbers Use compact addition to add decimal numbers with up to 2 decimal places e.g. 15.68 + 27.86</p> $ \begin{array}{r} 15.68 \\ + 27.86 \\ \hline 43.54 \end{array} $	<p>Add unlike fractions, including mixed numbers</p> <p>- - - e.g. $\frac{1}{4} + \frac{2}{3} = \frac{11}{12}$ - - - e.g. $2 \frac{1}{4} + 1 \frac{1}{3} = 3 \frac{7}{12}$</p>
	<p>Add related fractions - - - e.g. $\frac{3}{4} + \frac{1}{8} = \frac{7}{8}$</p>	

Overview of Strategies and Methods – Subtraction

Mental Subtraction

Year 3

Taking away

Use place value to subtract

e.g. $348 - 300$

e.g. $348 - 40$

e.g. $348 - 8$



Take away multiples of 10, 100 and £1

e.g. $476 - 40 = 436$

e.g. $476 - 300 = 176$

e.g. $£4.76 - £2 = £2.76$

Partitioning

e.g. $68 - 42$ as $60 - 40$ and $8 - 2$

e.g. $£6.84 - £2.40$ as $£6 - £2$ and $80p - 40p$



Year 4

Taking away

Use place value to subtract

e.g. $4748 - 4000$



Take away multiples of 10, 100, 1000, £1, 10p or 0.1

e.g. $8392 - 50$

e.g. $6723 - 3000$

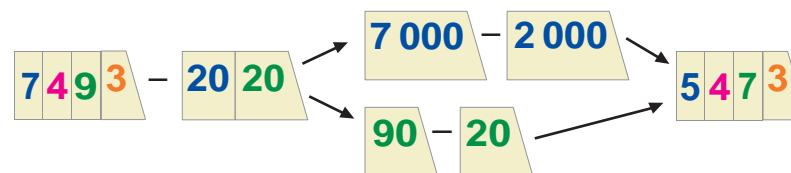
e.g. $£3.74 - 30p$

e.g. $5.6 - 0.2$

Partitioning

e.g. $£5.87 - £3.04$ as $£5 - £3$ and $7p - 4p$

e.g. $7493 - 2020$ as $7000 - 2000$ and $90 - 20$



Count back

e.g. $6482 - 1301$ as $6482 - 1000 (5482) - 300 (5182) - 1 = 5181$

Subtract near multiples of 10, 100, 1000 or £1

e.g. $3522 - 1999$

e.g. $£34.86 - £19.99$

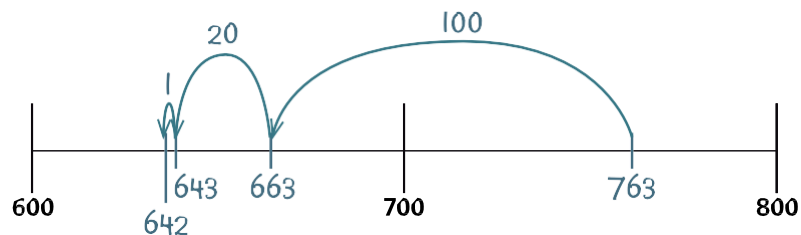
Overview of Strategies and Methods – Subtraction

Mental Subtraction

Year 3

Count back in 100s, 10s then 1s

e.g. $763 - 121$ as $763 - 100$ (663) $- 20$ (643) $- 1 = 642$



Subtract near multiples of 10 and 100

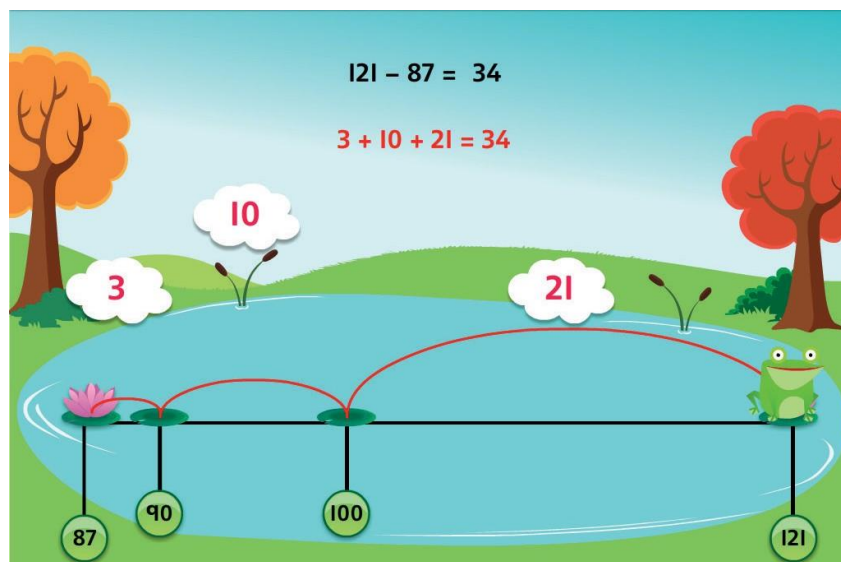
e.g. $648 - 199$

e.g. $86 - 39$

Counting up

Find a difference between two numbers by counting up from the smaller to the larger

e.g. $121 - 87$



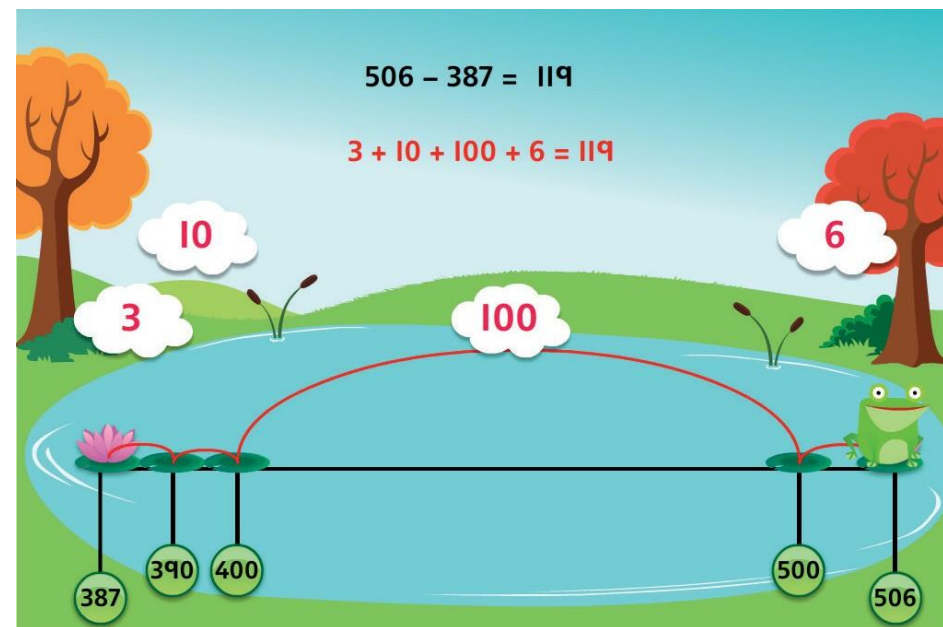
Year 4

Counting up


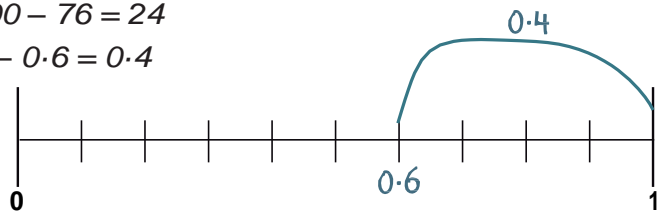
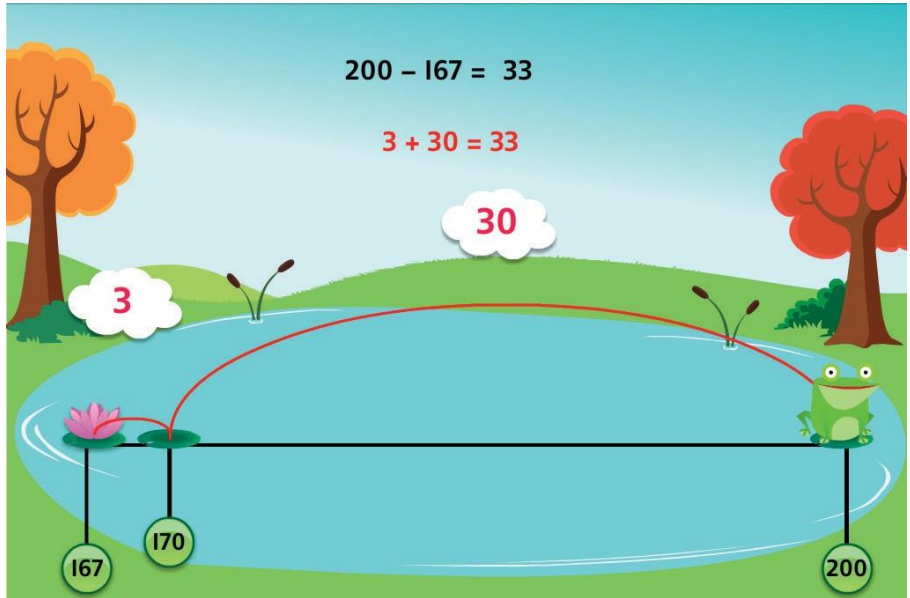
Find a difference between two numbers by counting up from the smaller to the larger

e.g. $506 - 387$

e.g. $4000 - 2693$



Overview of Strategies and Methods – Subtraction

	Year 3	Year 4
Mental Subtraction	<p>Using number facts</p> <p>Know pairs which total each number to 20 e.g. $20 - 14 = 6$</p> <p>Number bonds to 100 e.g. $100 - 48 = 52$ e.g. $100 - 35 = 65$</p>  <p>Subtract using number facts to bridge back through a 10 e.g. $42 - 5 = 42 - 2 (40) - 3 = 37$</p>	<p>Using number facts</p> <p>Number bonds to 10 and 100 and derived facts e.g. $100 - 76 = 24$ e.g. $1 - 0.6 = 0.4$</p>  <p>Number bonds to £1 and £10 e.g. $£1.00 - 86p = 14p$ e.g. $£10.00 - £3.40 = £6.60$</p>
	<p>Develop counting up subtraction e.g. $200 - 167$</p> 	<p>Expanded column subtraction with 3- and 4-digit numbers e.g. $726 - 358$</p> $ \begin{array}{r} 600 \quad 110 \quad 16 \\ \cancel{700} \quad \cancel{20} \quad \cancel{8} \\ - 300 \quad 50 \quad 8 \\ \hline 300 \quad 60 \quad 8 \end{array} $ <p>Begin to develop compact column subtraction e.g. $726 - 358$</p> $ \begin{array}{r} 6 \quad 11 \quad 16 \\ \cancel{7} \quad \cancel{2} \quad \cancel{8} \\ - 3 \quad 5 \quad 8 \\ \hline 3 \quad 6 \quad 8 \end{array} $

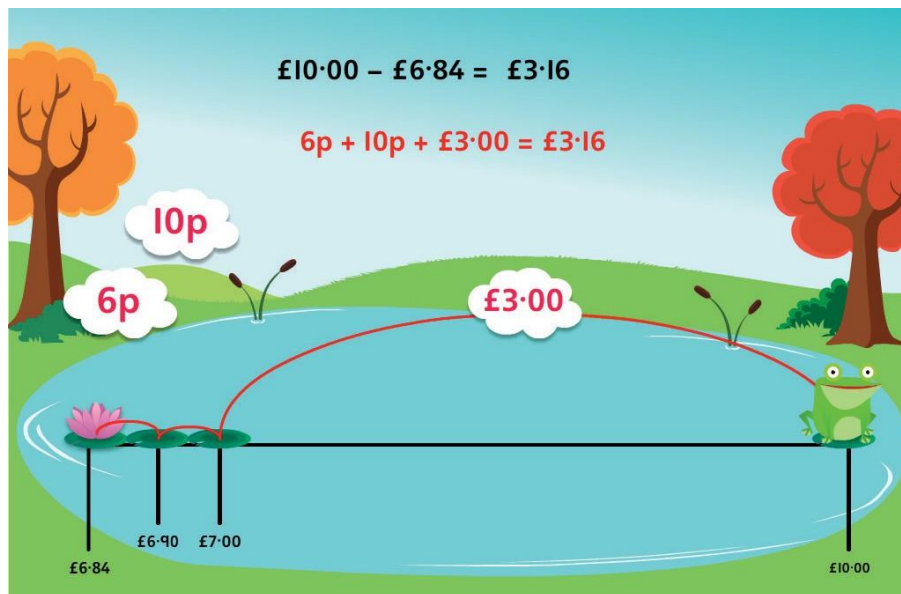
Overview of Strategies and Methods – Subtraction

Written Subtraction

Year 3

Use counting up subtraction to find change from £1, £5 and £10

e.g. $£10.00 - £6.84$



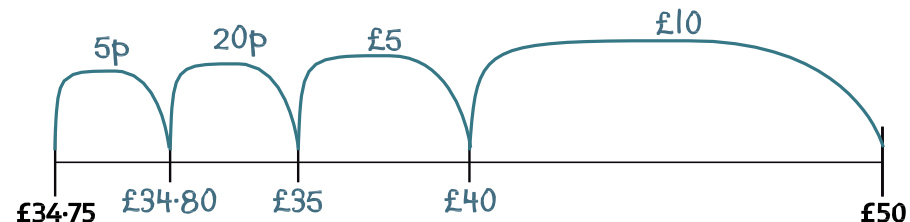
Recognise complements of any fraction to 1

- - e.g. $1 - 1/4 = 3/4$
- - e.g. $1 - 3/5 = 2/5$

Year 4

Use counting up subtraction to find change from £10, £20, £50 and £100

e.g. Buy a computer game for £34.75 using £50



Subtract like fractions

- - - e.g. $3/8 - 1/8 = 2/8$

Overview of Strategies and Methods – Subtraction

Mental Subtraction

Year 5

Taking away

Use place value to subtract decimals

e.g. $4.58 - 0.08$

e.g. $6.26 - 0.2$

Take away multiples of powers of 10

e.g. $15\,672 - 300$

e.g. $4.82 - 2$ e.g. $2.71 - 0.5$

e.g. $4.68 - 0.02$

Partitioning or counting back

e.g. $3964 - 1051$

e.g. $5.72 - 2.01$

Subtract near multiples of 1, 10, 100, 1000, 10 000 or £1

e.g. $86\,456 - 9999$

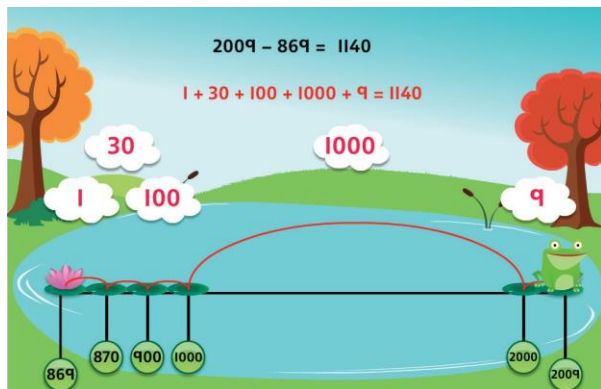
e.g. $3.58 - 1.99$

Counting up

Find a difference between two numbers by counting up from the smaller to the larger

e.g. $£12.05 - £9.59$

e.g. $2009 - 869$



Year 6

Taking away

Use place value to subtract decimals

e.g. $7.782 - 0.08$

e.g. $16.263 - 0.2$

Take away multiples of powers of 10

e.g. $132\,956 - 400$

e.g. $686\,109 - 40\,000$

e.g. $7.823 - 0.5$

Partitioning or counting back

e.g. $3964 - 1051$

e.g. $5.72 - 2.01$

Subtract near multiples of powers of 10

e.g. $360\,078 - 99\,998$

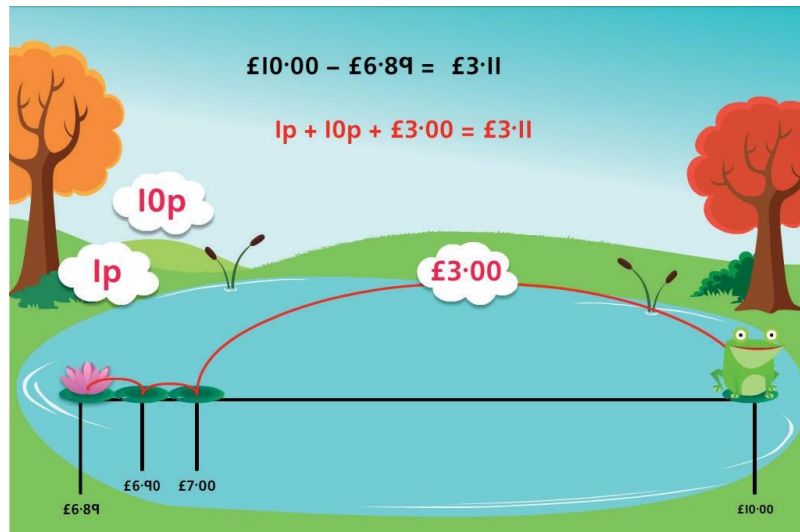
e.g. $12.831 - 0.99$

Overview of Strategies and Methods – Subtraction

Year 5

Find change using shopkeepers' addition

e.g. Buy a toy for £6.89 using £10.00



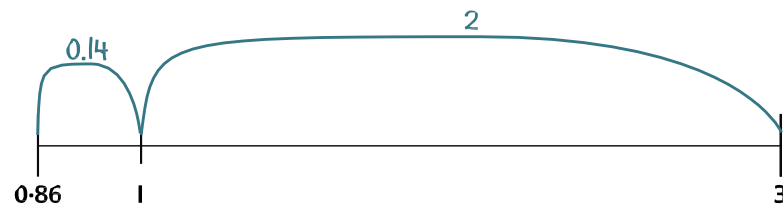
Find a difference between two amounts of money by counting up

Using number facts

Derived facts from number bonds to 10 and 100

e.g. $2 - 0.45$ using $45 + 55 = 100$

e.g. $3 - 0.86$ using $86 + 14 = 100$



Number bonds to £1, £10 and £100

e.g. $£4.00 - £3.86$

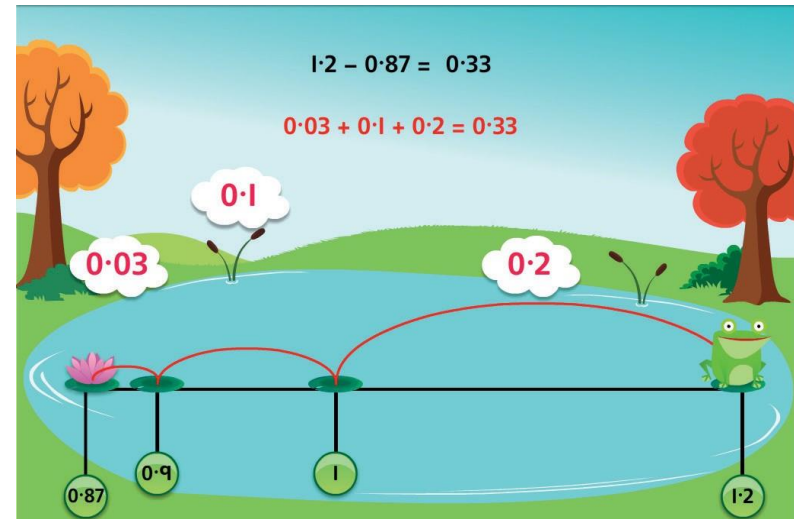
e.g. $£100 - £66$ using $66 + 34 = 100$

Year 6

Counting up

Find a difference between two decimal numbers by counting up from the smaller to the larger

e.g. $1.2 - 0.87$

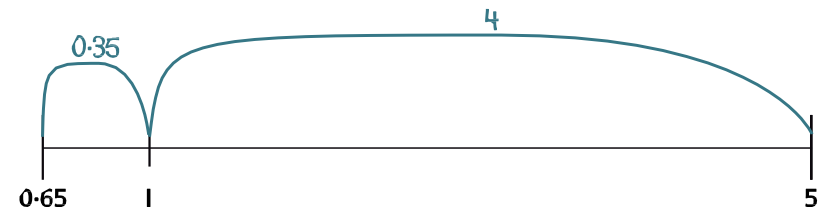


Using number facts

Derived facts from number bonds to 10 and 100

e.g. $0.1 - 0.075$ using $75 + 25 = 100$

e.g. $5 - 0.65$ using $65 + 35 = 100$



Number bonds to £1, £10 and £100

e.g. $£7.00 - £4.37$

e.g. $£100 - £66.20$ using $20p + 80p = £1$ and $£67 + £33 = £100$

Overview of Strategies and Methods – Subtraction

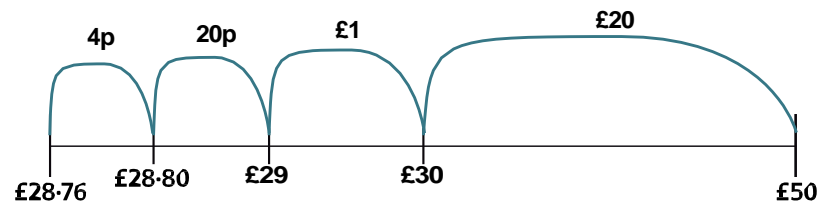
Written Subtraction

Year 5

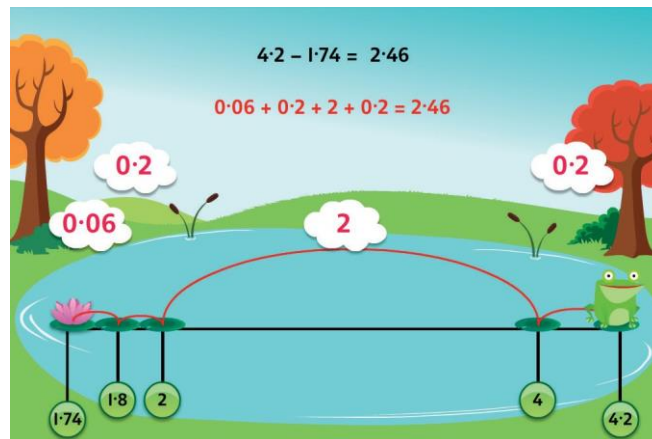
Compact column subtraction for numbers with up to 5 digits
e.g. $16\,324 - 8516$

$$\begin{array}{r} 0\ 15\ 13\ 1\ 14 \\ \cancel{1}\ \cancel{6}\ \cancel{3}\ \cancel{2}\ \cancel{4} \\ -\quad 8\ 5\ 1\ 6 \\ \hline 7\ 8\ 0\ 8 \end{array}$$

Continue to use counting up subtraction for subtractions involving money, including finding change
e.g. $£50 - £28.76$



Use counting up subtraction to subtract decimal numbers



e.g. $4.2 - 1.74$

Subtract related fractions

$$-\quad -\quad -\quad \text{e.g. } \frac{3}{4} - \frac{1}{8} = \frac{5}{8}$$

NB Counting up subtraction provides a default method for ALL children

Year 6

Compact column subtraction for large numbers
e.g. $34\,685 - 16\,458$

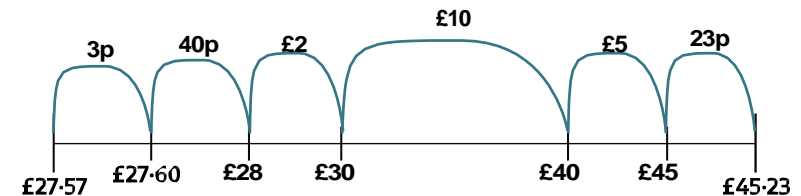
$$\begin{array}{r} 2\ 14\quad 7\ 15 \\ \cancel{3}\ \cancel{4}\ \cancel{6}\ \cancel{8}\ \cancel{5} \\ -\quad 1\ 6\ 4\ 5\ 8 \\ \hline 1\ 8\ 2\ 2\ 7 \end{array}$$

Use counting up for subtractions where the larger number is a multiple or near multiple of 1000 or 10000

Use counting up subtraction when dealing with money

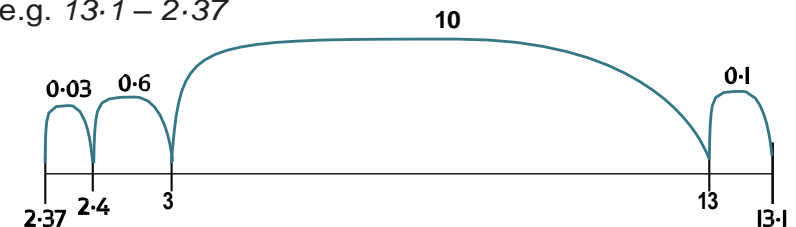
e.g. $£100 - £78.56$

e.g. $£45.23 - £27.57$



Use counting up subtraction to subtract decimal numbers

e.g. $13.1 - 2.37$



Subtract unlike fractions, including mixed numbers

$$\begin{array}{r} -\quad - \\ -\quad - \end{array} \quad \begin{array}{l} \text{e.g. } \frac{3}{4} - \frac{1}{3} = \frac{5}{12} \\ \text{e.g. } 2\frac{3}{4} - 1\frac{1}{3} = 1\frac{5}{12} \end{array}$$

NB Counting up subtraction provides a default method for ALL children

Overview of Strategies and Methods – Multiplication

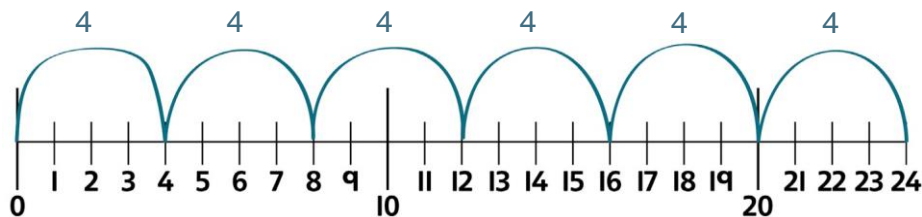
Mental Multiplication

Year 3

Counting in steps ('clever' counting)

Count in 2s, 3s, 4s, 5s, 8s and 10s

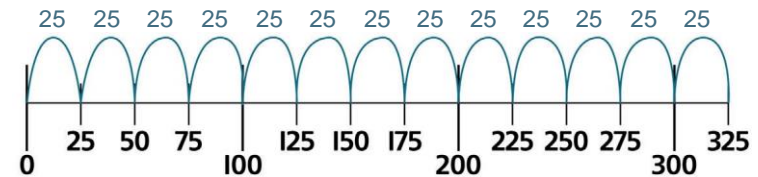
1	2	3	4	5	6	7	8	9	10
11	12	13	14	15	16	17	18	19	20
21	22	23	24	25	26	27	28	29	30
31	32	33	34	35	36	37	38	39	40
41	42	43	44	45	46	47	48	49	50
51	52	53	54	55	56	57	58	59	60
61	62	63	64	65	66	67	68	69	70
71	72	73	74	75	76	77	78	79	80
81	82	83	84	85	86	87	88	89	90
91	92	93	94	95	96	97	98	99	100



Year 4

Counting in steps (sequences)

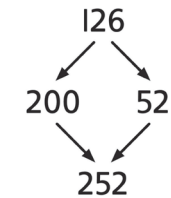
Count in 2s, 3s, 4s, 5s, 6s, 7s, 8s, 9s, 10s, 11s, 12s, 25s, 50s, 100s and 1000s



Doubling and halving

Find doubles to double 100 and beyond using partitioning

e.g. *double 126*



Begin to double amounts of money

e.g. £3.50 doubled is £7



Use doubling as a strategy in multiplying by 2, 4 and 8

e.g. 34×4 is double 34 (68) doubled again = 136

Overview of Strategies and Methods – Multiplication

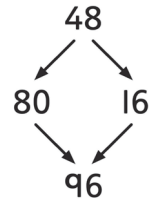
Mental Multiplication

Year 3

Doubling and halving

Find doubles of numbers to 50 using partitioning

e.g. *double 48*



Use doubling as a strategy in multiplying by 2

e.g. 18×2 is double 18 = 36

Grouping

Recognise that multiplication is commutative

e.g. $4 \times 8 = 8 \times 4$

Multiply multiples of 10 by 1-digit numbers

e.g. $30 \times 8 = 240$

Multiply 'friendly' 2-digit numbers by 1-digit numbers

e.g. 13×4

Using number facts

Know doubles to double 20

e.g. *double 15 is 30*

Know doubles of multiples of 5 to 100

e.g. *double 85 is 170*

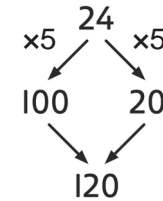
Know $\times 2$, $\times 3$, $\times 4$, $\times 5$, $\times 8$, $\times 10$ tables facts

Year 4

Grouping

Use partitioning to multiply 2-digit numbers by 1-digit numbers

e.g. 24×5



Multiply multiples of 100 and 1000 by 1-digit numbers using tables facts

e.g. $400 \times 8 = 3200$

Multiply near multiples by rounding e.g.

24×19 as $(24 \times 20) - 24 = 456$

Using number facts

Know times-tables up to 12×12

\times	1	2	3	4	5	6	7	8	9	10	11	12
1	1	2	3	4	5	6	7	8	9	10	11	12
2	2	4	6	8	10	12	14	16	18	20	22	24
3	3	6	9	12	15	18	21	24	27	30	33	36
4	4	8	12	16	20	24	28	32	36	40	44	48
5	5	10	15	20	25	30	35	40	45	50	55	60
6	6	12	18	24	30	36	42	48	54	60	66	72
7	7	14	21	28	35	42	49	56	63	70	77	84
8	8	16	24	32	40	48	56	64	72	80	88	96
9	9	18	27	36	45	54	63	72	81	90	99	108
10	10	20	30	40	50	60	70	80	90	100	110	120
11	11	22	33	44	55	66	77	88	99	110	121	132
12	12	24	36	48	60	72	84	96	108	120	132	144

Overview of Strategies and Methods – Multiplication

Written Multiplication

Year 3

Build on partitioning to develop grid multiplication

e.g. 23×4

×	20	3	
4	80	12	= 92

Year 4

Use grid multiplication to multiply 3-digit numbers by 1-digit numbers

e.g. 253×6

×	200	50	3	
6	1200	300	18	= 1518

Use a vertical written algorithm (ladder) to multiply 3-digit numbers by 1-digit numbers

e.g. 253×6

$$\begin{array}{r}
 \begin{array}{ccc} 2 & 5 & 3 \end{array} \\
 \times \quad 6 \\
 \hline
 1200 \leftarrow 6 \times 200 \\
 300 \leftarrow 6 \times 50 \\
 + \quad 18 \leftarrow 6 \times 3 \\
 \hline
 1518
 \end{array}$$

Use grid multiplication to multiply 2-digit numbers by 2-digit numbers


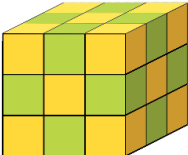
e.g. 16×48

×	10	6	
40	400	240	= 640
8	80	48	= 128
			<hr/> 768

Overview of Strategies and Methods – Multiplication

Mental Multiplication	Year 5	Year 6
	<p>Doubling and halving Double amounts of money using partitioning e.g. <i>double £6.73</i></p> <div data-bbox="499 355 667 555"> <pre> graph TD A["£6.73"] --> B["£12"] A --> C["£1.46"] B --> D["£13.46"] C --> D </pre> </div> <p>Use doubling and halving as a strategy in multiplying by 2, 4, 8, 5 and 20 e.g. <i>58 × 5 is half of 58 × 10 (580) = 290</i></p> <p>Grouping Multiply whole numbers and decimals by 10, 100, 1000 e.g. <i>3.4 × 100 = 340</i> Use partitioning to multiply 'friendly' 2- and 3-digit numbers by 1-digit numbers e.g. <i>402 × 6 as 400 × 6 (2400) and 2 × 6 (12) = 2412</i></p> <div data-bbox="459 1005 627 1204"> <pre> graph TD A["402"] -- "x6" --> B["2400"] A -- "x6" --> C["12"] B --> D["2412"] C --> D </pre> </div> <p>Use partitioning to multiply decimal numbers by 1-digit numbers e.g. <i>4.5 × 3 as 4 × 3 (12) and 0.5 × 3 (1.5) = 13.5</i> Multiply near multiples by rounding e.g. <i>32 × 29 as (32 × 30) – 32 = 928</i></p>	<p>Doubling and halving Double decimal numbers with up to 2 places using partitioning e.g. <i>double 36.73</i></p> <div data-bbox="1525 363 1675 563"> <pre> graph TD A["36.73"] --> B["72"] A --> C["1.46"] B --> D["73.46"] C --> D </pre> </div> <p>Use doubling and halving as strategies in mental multiplication</p> <p>Grouping Use partitioning as a strategy in mental multiplication, as appropriate e.g. <i>3060 × 4 as 3000 × 4 (12 000) and 60 × 4 (240) = 12 240</i> e.g. <i>8.4 × 8 as 8 × 8 (64) and 0.4 × 8 (3.2) = 67.2</i> Use factors in mental multiplication e.g. <i>421 × 6 as 421 × 3 (1263) doubled = 2526</i> e.g. <i>3.42 × 5 as half of 3.42 × 10 = 17.1</i> Multiply decimal numbers using near multiples by rounding e.g. <i>4.3 × 19 as (4.3 × 20) – 4.3 = 81.7</i></p>

Overview of Strategies and Methods – Multiplication

	Year 5	Year 6
Mental Multiplication	<p>Using number facts</p> <p>Use times-tables facts up to 12×12 to multiply multiples of 10/100 of the multiplier e.g. $4 \times 6 = 24$ so $40 \times 6 = 240$ and $400 \times 6 = 2400$</p> <p>Use knowledge of factors and multiples in multiplication e.g. 43×6 is double 43×3 e.g. 28×50 is half of 28×100 (2800) = 1400</p> <p>Know square numbers and cube numbers</p> <div style="display: flex; justify-content: center; align-items: center; gap: 20px;">   </div>	<p>Using number facts</p> <p>Use times-tables facts up to 12×12 in mental multiplication of large numbers or numbers with up to 2 decimal places e.g. $6 \times 4 = 24$ and $0.06 \times 4 = 0.24$</p>
Written Multiplication	<p>Short multiplication of 2-, 3- and 4-digit numbers by 1-digit numbers e.g. 435×8</p> $ \begin{array}{r} 435 \\ \times 8 \\ \hline 240 \\ 3480 \\ \hline \end{array} $ <p>Long multiplication of 2-, 3- and 4-digit numbers by 'teen' numbers e.g. 48×16</p> $ \begin{array}{r} 48 \\ \times 16 \\ \hline 288 \\ 480 \\ \hline 768 \end{array} $	<p>Short multiplication of 2-, 3- and 4-digit numbers by 1-digit numbers e.g. 3743×6</p> $ \begin{array}{r} 3743 \\ \times 6 \\ \hline 22458 \end{array} $ <p>Long multiplication of 2-, 3- and 4-digit numbers by 2-digit numbers e.g. 456×38</p> $ \begin{array}{r} 456 \\ \times 38 \\ \hline 3648 \\ 13680 \\ \hline 17328 \end{array} $

Overview of Strategies and Methods – Multiplication

Written Multiplication

Year 5

Grid multiplication of numbers with up to 2 decimal places by 1-digit numbers


e.g. 1.34×6

×	1	0.3	0.04
6	6	1.8	0.24

= 8.04

Multiply fractions by 1-digit numbers

e.g. $\frac{3}{4} \times 6 = \frac{18}{4} = 4 \frac{2}{4} = 4 \frac{1}{2}$



NB Grid multiplication provides a default method for ALL children

Year 6

Short multiplication of decimal numbers using $\times 100$ and $\div 100$

e.g. 13.72×6 as $(1372 \times 6) \div 100 = 82.32$

Short multiplication of money

e.g. $\pounds 13.72 \times 6$

$$\begin{array}{r}
 \pounds \quad 13.72 \\
 \times \qquad 6 \\
 \hline
 \pounds \quad 82.32
 \end{array}$$

Grid multiplication of numbers with up to 2 decimal places by 1-digit numbers

e.g. 6.76×4

×	6	0.7	0.06
4	24	2.8	0.24

= 27.04

Multiply simple pairs of proper fractions

e.g. $\frac{1}{2} \times \frac{1}{4} = \frac{1}{8}$

- - -

NB Grid multiplication provides a default method for ALL children

Overview of Strategies and Methods – Division

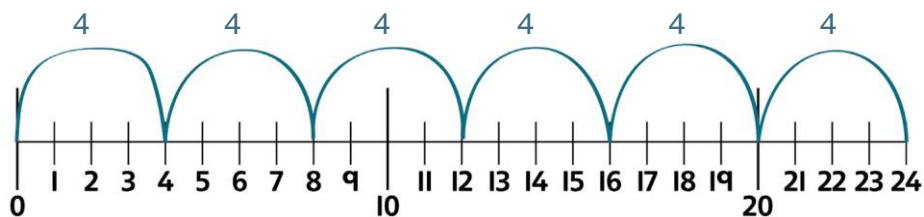
Mental Division

Year 3

Counting in steps ('clever' counting)

Count in 2s, 3s, 4s, 5s, 8s and 10s

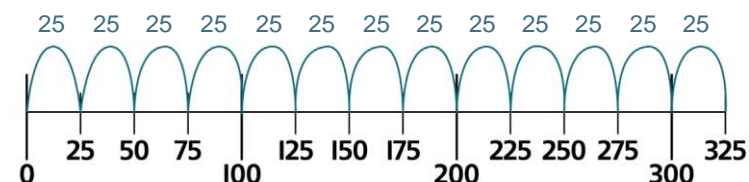
1	2	3	4	5	6	7	8	9	10
11	12	13	14	15	16	17	18	19	20
21	22	23	24	25	26	27	28	29	30
31	32	33	34	35	36	37	38	39	40
41	42	43	44	45	46	47	48	49	50
51	52	53	54	55	56	57	58	59	60
61	62	63	64	65	66	67	68	69	70
71	72	73	74	75	76	77	78	79	80
81	82	83	84	85	86	87	88	89	90
91	92	93	94	95	96	97	98	99	100



Year 4

Counting in steps (sequences)

Count in 2s, 3s, 4s, 5s, 6s, 7s, 8s, 9s, 10s, 11s, 12s, 25s, 50s, 100s and 1000s



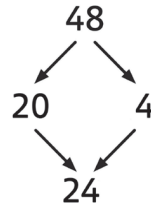
Overview of Strategies and Methods – Division

Mental Division

Year 3

Doubling and halving

Find half of even numbers to 100 using partitioning
e.g. *find half of 48*



Use halving as a strategy in dividing by 2

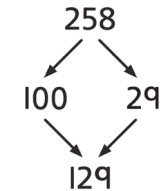
e.g. $36 \div 2$ is half of 36 = 18

Find half of odd numbers

Year 4

Doubling and halving

Find half of even numbers to 200 and beyond using partitioning
e.g. *find half of 258*



Begin to halve amounts of money

e.g. £9 halved is £4.50



Use halving as a strategy in dividing by 2, 4 and 8

e.g. $164 \div 4$ is half of 164 (82) halved again = 41

Overview of Strategies and Methods – Division

Mental Division

Year 3

Grouping

Recognise that division is not commutative

e.g. $16 \div 8$ does not equal $8 \div 16$

Relate division to multiplications 'with holes in'

e.g. $_ \times 5 = 30$ is the same calculation as $30 \div 5 = _$ thus we can count in 5s to find the answer



$$_ \times £5 = £30$$

Divide multiples of 10 by 1-digit numbers

e.g. $240 \div 8 = 30$

Begin to use subtraction of multiples of 10 of the divisor to divide numbers above the 10th multiple

e.g. $52 \div 4$ is 10×4 (40) and 3×4 (12) = 13

Year 4

Grouping

Use multiples of 10 times the divisor to divide by 1-digit numbers above the tables facts

e.g. $45 \div 3$ as 10×3 (30) and 5×3 (15)

$$45 \div 3 = \square$$

$$\begin{array}{r} \square \times 3 = 45 \\ 10 \times 3 = 30 \\ \hline 15 \\ 5 \times 3 = 15 \\ \hline 0 \\ 15 \end{array}$$

Divide multiples of 100 by 1-digit numbers using division facts

e.g. $3200 \div 8 = 400$

Overview of Strategies and Methods – Division

	Year 3	Year 4																																																																																																																																																																									
Mental Division	<p>Using number facts</p> <p>Know half of even numbers to 40</p> <p>Know half of multiples of 10 to 200</p> <p>e.g. <i>half of 170 is 85</i></p> <p>Know x2, x3, x4, x5, x8, x10 division facts</p>	<p>Using number facts</p> <p>Know times-tables up to 12 × 12 and all related division facts</p> <table><tr><td>×</td><td>1</td><td>2</td><td>3</td><td>4</td><td>5</td><td>6</td><td>7</td><td>8</td><td>9</td><td>10</td><td>11</td><td>12</td></tr><tr><td>1</td><td>1</td><td>2</td><td>3</td><td>4</td><td>5</td><td>6</td><td>7</td><td>8</td><td>9</td><td>10</td><td>11</td><td>12</td></tr><tr><td>2</td><td>2</td><td>4</td><td>6</td><td>8</td><td>10</td><td>12</td><td>14</td><td>16</td><td>18</td><td>20</td><td>22</td><td>24</td></tr><tr><td>3</td><td>3</td><td>6</td><td>9</td><td>12</td><td>15</td><td>18</td><td>21</td><td>24</td><td>27</td><td>30</td><td>33</td><td>36</td></tr><tr><td>4</td><td>4</td><td>8</td><td>12</td><td>16</td><td>20</td><td>24</td><td>28</td><td>32</td><td>36</td><td>40</td><td>44</td><td>48</td></tr><tr><td>5</td><td>5</td><td>10</td><td>15</td><td>20</td><td>25</td><td>30</td><td>35</td><td>40</td><td>45</td><td>50</td><td>55</td><td>60</td></tr><tr><td>6</td><td>6</td><td>12</td><td>18</td><td>24</td><td>30</td><td>36</td><td>42</td><td>48</td><td>54</td><td>60</td><td>66</td><td>72</td></tr><tr><td>7</td><td>7</td><td>14</td><td>21</td><td>28</td><td>35</td><td>42</td><td>49</td><td>56</td><td>63</td><td>70</td><td>77</td><td>84</td></tr><tr><td>8</td><td>8</td><td>16</td><td>24</td><td>32</td><td>40</td><td>48</td><td>56</td><td>64</td><td>72</td><td>80</td><td>88</td><td>96</td></tr><tr><td>9</td><td>9</td><td>18</td><td>27</td><td>36</td><td>45</td><td>54</td><td>63</td><td>72</td><td>81</td><td>90</td><td>99</td><td>108</td></tr><tr><td>10</td><td>10</td><td>20</td><td>30</td><td>40</td><td>50</td><td>60</td><td>70</td><td>80</td><td>90</td><td>100</td><td>110</td><td>120</td></tr><tr><td>11</td><td>11</td><td>22</td><td>33</td><td>44</td><td>55</td><td>66</td><td>77</td><td>88</td><td>99</td><td>110</td><td>121</td><td>132</td></tr><tr><td>12</td><td>12</td><td>24</td><td>36</td><td>48</td><td>60</td><td>72</td><td>84</td><td>96</td><td>108</td><td>120</td><td>132</td><td>144</td></tr></table>	×	1	2	3	4	5	6	7	8	9	10	11	12	1	1	2	3	4	5	6	7	8	9	10	11	12	2	2	4	6	8	10	12	14	16	18	20	22	24	3	3	6	9	12	15	18	21	24	27	30	33	36	4	4	8	12	16	20	24	28	32	36	40	44	48	5	5	10	15	20	25	30	35	40	45	50	55	60	6	6	12	18	24	30	36	42	48	54	60	66	72	7	7	14	21	28	35	42	49	56	63	70	77	84	8	8	16	24	32	40	48	56	64	72	80	88	96	9	9	18	27	36	45	54	63	72	81	90	99	108	10	10	20	30	40	50	60	70	80	90	100	110	120	11	11	22	33	44	55	66	77	88	99	110	121	132	12	12	24	36	48	60	72	84	96	108	120	132	144
×	1	2	3	4	5	6	7	8	9	10	11	12																																																																																																																																																															
1	1	2	3	4	5	6	7	8	9	10	11	12																																																																																																																																																															
2	2	4	6	8	10	12	14	16	18	20	22	24																																																																																																																																																															
3	3	6	9	12	15	18	21	24	27	30	33	36																																																																																																																																																															
4	4	8	12	16	20	24	28	32	36	40	44	48																																																																																																																																																															
5	5	10	15	20	25	30	35	40	45	50	55	60																																																																																																																																																															
6	6	12	18	24	30	36	42	48	54	60	66	72																																																																																																																																																															
7	7	14	21	28	35	42	49	56	63	70	77	84																																																																																																																																																															
8	8	16	24	32	40	48	56	64	72	80	88	96																																																																																																																																																															
9	9	18	27	36	45	54	63	72	81	90	99	108																																																																																																																																																															
10	10	20	30	40	50	60	70	80	90	100	110	120																																																																																																																																																															
11	11	22	33	44	55	66	77	88	99	110	121	132																																																																																																																																																															
12	12	24	36	48	60	72	84	96	108	120	132	144																																																																																																																																																															
Written Division	<p>Perform divisions just above the 10th multiple using written jottings, understanding how to give a remainder as a whole number</p> <p>Use division facts to find unit and simple non-unit fractions of amounts within the times-tables</p> <p>- e.g. <i>3/4 of 48 is 3 × (48 ÷ 4) = 36</i></p>	<p>Use a written version of a mental method to divide 2- and 3-digit numbers by 1-digit numbers</p> <p>e.g. <i>86 ÷ 3 as 20 × 3 (60) and 8 × 3 (24), remainder 2</i></p> <div><div>86 ÷ 3 = <input type="text"/></div><div><div><div><div><input type="text"/></div> × 3 = 86</div><div>20 × 3 = 60</div><div><div></div><div>26</div></div><div><div>8 × 3 = 24</div><div><div></div><div>2</div></div></div><div>28</div></div><div><div>86 ÷ 3 = 28 r2</div><div><div></div><div></div></div></div></div><p>Use division facts to find unit and non-unit fractions of amounts within the times-tables</p><p>- e.g. <i>7/8 of 56 is 7 × (56 ÷ 8) = 49</i></p></div>																																																																																																																																																																									

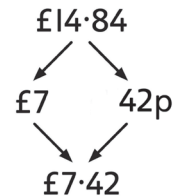
Overview of Strategies and Methods – Division

Year 5

Doubling and halving

Halve amounts of money using partitioning

e.g. *half of £14.84 is half of £14 (£7) plus half of 84p (42p)*



Use doubling and halving as a strategy in dividing by 2, 4, 8, 5 and 20

e.g. $115 \div 5$ as *double 115 (230) $\div 10 = 23$*

Grouping

Divide numbers by 10, 100, 1000 to obtain decimal answers with up to 3 decimal places

e.g. $340 \div 100 = 3.4$

Use the 10th, 20th, 30th ... multiple of the divisor to divide 'friendly' 2- and 3-digit numbers by 1-digit numbers

e.g. $186 \div 6$ as $30 \times 6 (180)$ and $1 \times 6 (6)$

$$186 \div 6 = \square$$

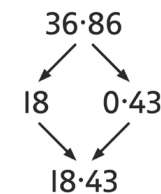
$\square \times 6 = 186$	$186 \div 6 = 31$
$30 \times 6 = 180$	
6	
$1 \times 6 = 6$	
0	
31	

Year 6

Doubling and halving

Halve decimal numbers with up to 2 places using partitioning

e.g. *half of 36.86 is half of 36 (18) plus half of 0.86 (0.43)*



Use doubling and halving as strategies in mental division

Grouping

Use the 10th, 20th, 30th, ... or 100th, 200th, 300th ... multiples of the divisor to divide large numbers

e.g. $378 \div 9$ as $40 \times 9 (360)$ and $2 \times 9 (18)$, remainder 2


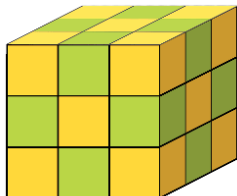
$$378 \div 9 = \square$$

$\square \times 9 = 378$	$378 \div 9 = 42 \text{ r}2$
$40 \times 9 = 360$	
18	
$2 \times 9 = 18$	
2	
42	

Use tests for divisibility

e.g. *135 divides by 3, as $1 + 3 + 5 = 9$ and 9 is in the $\times 3$ table*

Overview of Strategies and Methods – Division

	Year 5	Year 6															
Mental Division	<p>Using number facts</p> <p>Use division facts from the times-tables up to 12×12 to divide multiples of powers of 10 of the divisor</p> <p>e.g. $3600 \div 9$ using $36 \div 9$</p> <p>Know square numbers and cube numbers</p> <div style="display: flex; justify-content: space-around; align-items: center;">   </div>	<p>Using number facts</p> <p>Use division facts from the times-tables up to 12×12 to divide decimal numbers by 1-digit numbers</p> <p>e.g. $1.17 \div 3$ is $1/100$ of $117 \div 3$ (39)</p> <p>Know tests of divisibility for numbers divisible by 2, 3, 4, 5, 9, 10 and 25</p>															
Written Division	<p>Use a written version of a mental strategy to divide 3-digit numbers by 1-digit numbers</p> <p>e.g. $326 \div 6$ as 50×6 (300) and 4×6 (24), remainder 2</p> <div style="margin-top: 20px;"> $326 \div 6 = \square$ </div> <div style="margin-top: 20px;"> <table style="border-collapse: collapse; margin-left: 40px;"> <tr> <td style="border: 1px solid black; padding: 2px 10px;">\square</td> <td>$\times 6 = 326$</td> <td rowspan="4" style="vertical-align: middle; padding-left: 20px;"> $326 \div 6 = 54 \text{ r}2$ </td> </tr> <tr> <td style="border: 1px solid black; padding: 2px 10px;">50</td> <td>$\times 6 = 300$</td> </tr> <tr> <td style="border: 1px solid black; padding: 2px 10px;"></td> <td style="text-align: right; padding-right: 10px;">26</td> </tr> <tr> <td style="border: 1px solid black; padding: 2px 10px;">4</td> <td style="text-align: right; padding-right: 10px;">$\times 6 = 24$</td> </tr> <tr> <td colspan="2" style="text-align: right; padding-right: 10px;">2</td> <td></td> </tr> <tr> <td style="padding-top: 10px;">54</td> <td></td> <td></td> </tr> </table> </div>	\square	$\times 6 = 326$	$326 \div 6 = 54 \text{ r}2$	50	$\times 6 = 300$		26	4	$\times 6 = 24$	2			54			<p>Short division of 3- and 4-digit numbers by 1-digit numbers</p> <p>e.g. $139 \div 3$</p> <div style="margin-top: 20px; text-align: center;"> $\begin{array}{r} 46 \text{ r}1 \\ 3 \overline{) 139} \\ \underline{12} \\ 19 \\ \underline{18} \\ 1 \end{array}$ </div> <p>Long division of 3- and 4-digit numbers by 2-digit numbers</p> <p>e.g. $4176 \div 13$</p> <div style="margin-top: 20px; text-align: center;"> $\begin{array}{r} 300 + 20 + 1, \text{ r}3 \\ 13 \overline{) 4176} \\ \underline{-3900} \\ 276 \\ \underline{-260} \\ 16 \\ \underline{-13} \\ 3 \end{array}$ </div> <div style="margin-top: 20px; text-align: right;"> $4176 \div 13 = 321 \text{ r}3$ </div>
\square	$\times 6 = 326$	$326 \div 6 = 54 \text{ r}2$															
50	$\times 6 = 300$																
	26																
4	$\times 6 = 24$																
2																	
54																	

Overview of Strategies and Methods – Division

	Year 5	Year 6
Written Division	<p>Short division of 3- and 4-digit numbers by 1-digit numbers e.g. $139 \div 3$</p> $\begin{array}{r} 46 \text{ r } 1 \\ 3 \overline{) 139} \end{array}$ <p>Give remainders as whole numbers or as fractions Find unit and non-unit fractions of large amounts - e.g. $3/5$ of 265 is $3 \times (265 \div 5) = 159$ Turn improper fractions into mixed numbers and vice versa</p>	<p>Give remainders as whole numbers, fractions or decimals Use place value to divide 1- and 2-place decimals by numbers ≤ 12 e.g. $3.65 \div 5$ as $(365 \div 5) \div 100 = 0.73$ Divide proper fractions by whole numbers</p>